

Furniture facts Sweden - 2021

Source SCB/Svandata/TMF

Important key figures

The Swedish furniture industry includes 2,379 companies, of which 1,605 are one-person businesses and 774 companies have a total of 12,618 employees. The industry is characterized by small and medium sized companies with an average of 16 employees.

The total annual production of furniture in Sweden is estimated to 26 billion SEK in 2021.

As the largest industry segment "Other furniture" and "Parts of furniture" represent 45 percent of the total production. Office furniture represent 17 percent followed by Kitchen furniture - 17 percent.

The consumption of furniture was 30 billion SEK in 2021, (production minus export plus import). Retail sales of furniture were 42,4 billion SEK in 2021 and the total number of employees in retail was 13,300. Approximately 31,000 people, including industry, retail and B2B, are employed in the furniture industry and the furniture retail trade.



Number of enterprises	774
Number of employees	12 618
Employees per company	16
Annual production, billion SEK	26
Consumption, billion SEK	30
Retail sales, billion SEK	42,4

Export and import

The total export of furniture was 19,7 billion SEK in 2021. 75-80 percent of Swedish production is exported. The export share for EU and remaining Europe together was 90 percent and the most important export markets for Swedish furniture manufacturers were Norway (30 percent), Denmark (13 percent), Germany and Finland.

The total import of furniture was 23,7 billion SEK. 72 percent of all imported furniture came from EU and Europe and 28 percent from Asia. China (23 percent), Polen (16 percent), Lithuania (13 percent) and Denmark (10 percent) are the largest import countries.

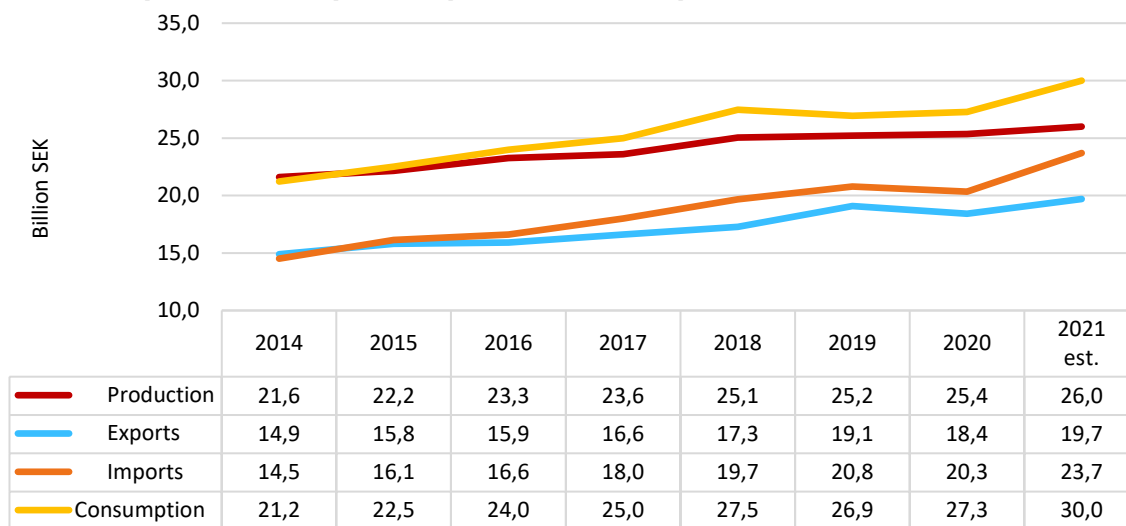


Exports, billion SEK	19,7
Export rate of production in %	75-80
Export share EU and Europe, %	90
Imports, billion SEK	23,7
Import share EU and Europe, %	72

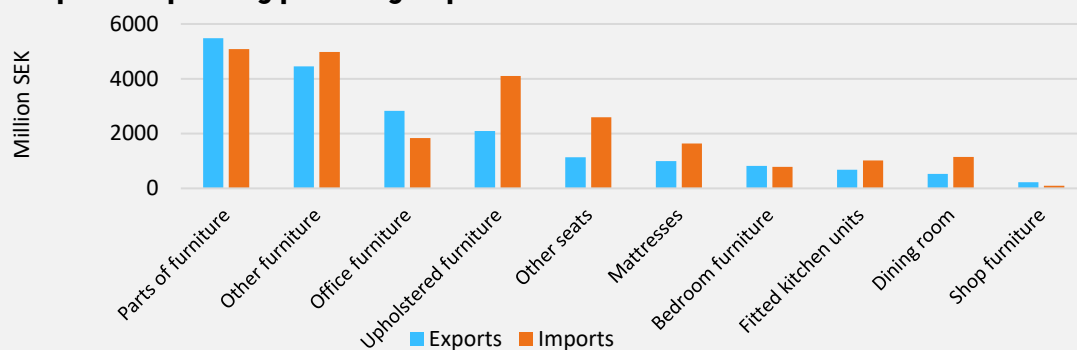
Furniture facts Sweden - 2021

Source SCB/Svandata/TMF

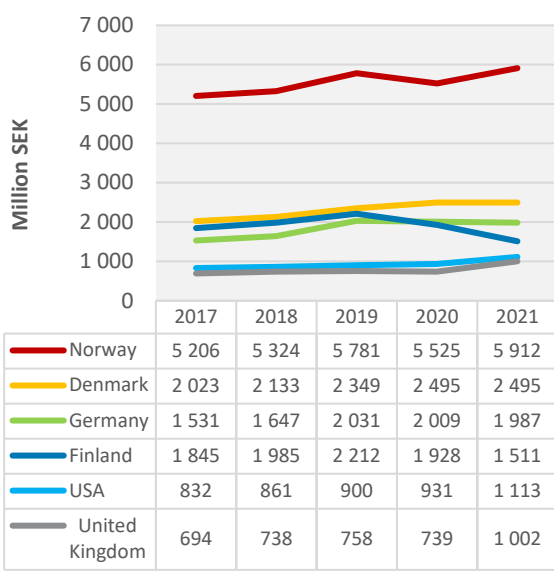
1. Swedish production, exports, imports and consumption



2. Exports/Imports by product groups



3. Exports by the largest countries



4. Imports by the largest countries

