

# Furniture facts Sweden - 2023

Source SCB/Svandata/TMF

## Important key figures

The Swedish furniture industry includes 2,411 companies, of which 1,604 are one-person businesses and 807 companies have a total of 12,676 employees. The industry is characterized by small and medium sized companies with an average of 16 employees (2022).

The total annual production of furniture in Sweden is estimated to 27,4 billion SEK in 2023.

As the largest industry segment "Other furniture" and "Parts of furniture" represent 45 percent of the total production. Office furniture represent 17 percent followed by Kitchen furniture - 17 percent.

The consumption of furniture was 27,5 billion SEK in 2023, (production minus export plus import). Retail sales of furniture were estimated to 39 billion SEK in 2023 and the total number of employees in retail was 13,556.. Approximately 31,500 people (2022), including industry, retail and B2B, are employed in the furniture industry and the furniture retail trade.



Number of enterprises	<b>807</b>
Number of employees	<b>12 676</b>
Employees per company	<b>16</b>
Annual production, billion SEK	<b>27,4</b>
Consumption, billion SEK	<b>27,5</b>
Retail sales, billion SEK	<b>39</b>

## Export and import

The total estimated export of furniture was 22 billion SEK in 2023. 72-82 percent of Swedish production is exported. The export share for EU and remaining Europe together was 90 percent and the most important export markets for Swedish furniture manufacturers were Norway (30 percent), Germany (12 percent) Denmark (11 percent), and Finland (7 percent).

Imports preliminary was estimated to 22,1 billion SEK in 2023, which was the first year since 2015 where exports and imports were on the same level with no negative trade balance. The main reason was a marked reduction in imports from China. 71 percent of all imported furniture came from EU and Europe and 29 percent from Asia. Poland (19 percent) China (17 percent), Lithuania (14 percent) and Denmark (10 percent) are the largest import countries.



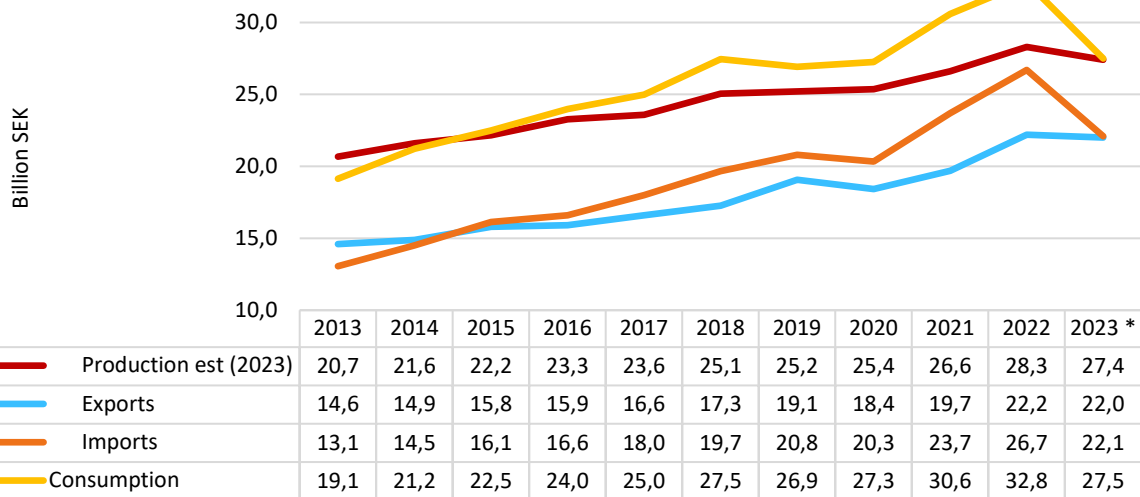
Exports, billion SEK	<b>22</b>
Export rate of production in %	<b>72-82</b>
Export share EU and Europe, in %	<b>90</b>
Imports, billion SEK	<b>22,1</b>
Import share EU and Europe in %	<b>71</b>

# Furniture facts Sweden - 2023

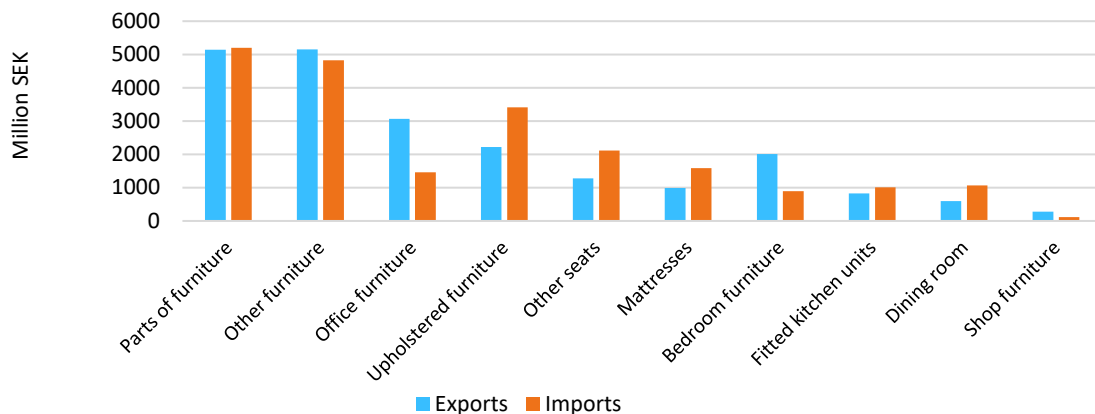
Source SCB/Svandata/TMF

\*estimations

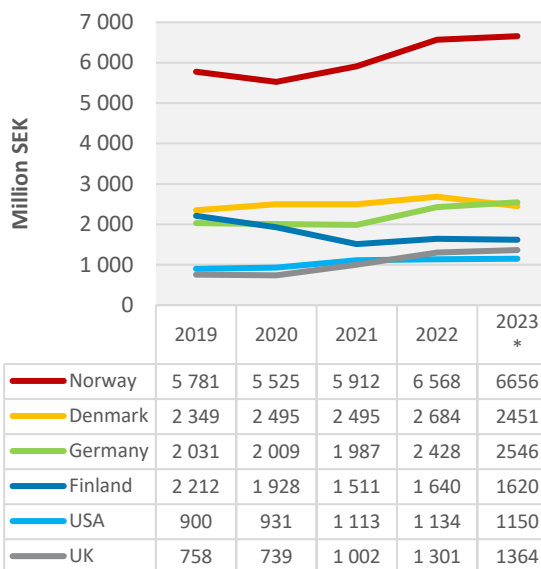
## 1. Swedish production, exports, imports and consumption



## 2. Exports/Imports by product groups



## 3. Exports by the largest countries



## 4. Imports by the largest countries

